

TEACHER'S GUIDE


FOR

## *A License to Give*

The compelling 18-minute video, complete teacher's guide and accompanying student workbook provide an easy way to teach your students about a sensitive subject —

# **ORGAN and TISSUE DONATION & TRANSPLANTATION**

*Share Your Life.  
Share Your Decision.*





## ACKNOWLEDGMENTS

### North Carolina Coalition on Donation

These materials were developed by the North Carolina Coalition on Donation for students in 9th and 10th grades in our state. The North Carolina Coalition on Donation gratefully acknowledges the Gift of Hope (formerly Regional Organ Bank of Illinois) which originally developed these materials and graciously allowed the Coalition to adapt them for use in North Carolina.

The NC Coalition on Donation also recognizes the creative work and catchy ideas submitted by many 9th grade classes from across the state to help us name this curriculum. The winning entry, "A License to Give," was submitted by Linda Steelman's 9th grade English class at Elkin High School in April 2003.

The North Carolina Coalition on Donation is a statewide initiative to promote organ, eye, tissue, blood and bone marrow donation. The mission of the Coalition is to ensure that every individual in North Carolina is aware of the critical shortage of donors and is provided an opportunity to make an informed decision regarding donation. Members of the North Carolina Coalition on Donation include the following:

*American Red Cross*

*Carolinas Center for Hospice and End-of-Life Care*

*Carolina Donor Services*

*LifeShare Of The Carolinas*

*National Kidney Foundation of North Carolina*

*North Carolina Department of Health and Human Services*

*North Carolina Division of Motor Vehicles*

*The North Carolina Eye Bank*

*North Carolina Lions Foundation*

*Western NC Organ & Tissue Donation Initiative*

and other organizations committed to promoting donation awareness and education.

A **License to Give** was produced specifically for high school students to meet requirements of the NC DPI Healthful Living curriculum goals and objectives.



Eighteen minutes in length, the video dramatizes the need for organ donation and illustrates the need for students to make an informed decision about becoming donors. Real teenagers share their opinions, their fears and their questions about donation.



Highlighting the experiences of young people in four families, the video connects students to the topic of organ and tissue donation in a personal way. Your students will learn from their peers real information to help them make a personal decision about organ and tissue donation.



Included in the teacher's guide are additional resources for the educator to expand students' understanding of donation and transplantation. Tests and exercises provided allow for evaluation of student understanding of the curriculum and encourage students to complete the learning process by personalizing the material.

Presenting this curriculum is as easy as following the seven steps outlined in this guide.

## *A License to Give*

Share Your Life. Share Your Decision.



*“I think it’s a really noble thing to leave something that you don’t need to people and save their lives.”*

Larisa Kurkovic  
Age 16



**RESOURCE**  
**Donation and Transplantation Quiz**  
Page 7  
**Quiz Answers**  
Page 8

**Share Your Opinion**  
Page 9



**RESOURCE**  
**Which organs and tissues?**  
Page 10

## Step 1 — Approach the topic.

Organ donation and transplantation is a sensitive topic. To discover issues students might have, it could be helpful to:

- Give your students a moment to contemplate the topic before beginning the discussion. Some students may be thinking about organ and tissue donation for the first time.
- Ask students if they have had an experience with organ and tissue donation in their own families. Because donation is an accepted part of life and death today, many students have relatives who have waited for or received transplants.
- Ask students if they would want to share this information with the rest of the class. These disclosures can benefit the class by providing a “close-to-home” perspective on the topic.

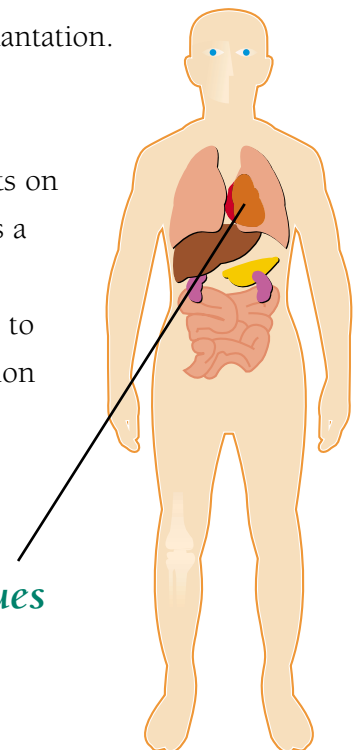
## Step 2 — Assess the students’ knowledge and attitudes.

### EXERCISE

Have your students complete the one-page Donor Awareness Quiz prior to any in-depth discussion about the subject of donation and transplantation.

### ASSIGNMENT

**Share Your Opinion** — List the statements on the board or give this sheet to the class as a handout. Poll the students to see which opinions they share. Use this information to assess students’ knowledge of how donation works and what their fears about donating might be.



*Which organs and tissues can be transplanted?*

## Step 3 — Play Video, Section A

### Introduction

#### Nick Pacific (Potential Recipient)

#### “The Whole World Has Stopped”

Play the first section of the video featuring Nick Pacific.

You may pause the videotape after each section and then resume after your discussion session.

### Discussion Questions

- What organ is Nick waiting for and why does he need a transplant?
- What organs can be transplanted? (*List them on the board, adding any that students miss.*)
- How does waiting for a transplant change Nick’s life?
- How does waiting affect his family?
- What two pieces of information will be used to match the donor’s heart to Nick?
- Why did Nick’s mother say she would be glad to talk with the donor’s family after Nick receives his transplant?

#### STUDENT ISSUE:

#### Is it safe to be a donor?

David Carlson says that one fear he might have is — if he were in a coma or near death, he might not get the medical attention he needed just because someone else needed his organs.



David Carlson  
Age 15

### Discussion Questions

- How many students share this fear?
- How is the medical system set up to prevent doctors from having to decide between treating one patient and losing the other?
- What prevents hospitals from removing organs even if the person has a heart on his/her driver’s license?



“I want people to realize how important transplants are to some people and how they can save lives.”

Nick Pacific  
Age 17



RESOURCE  
Which organs and tissues? Page 10



RESOURCE  
Myths and Misconceptions  
Page 11



Stacy Bates

## Step 4 — Play Video, Section B

### The Bates Family (Donor Family)

#### “A Part of Him is Still Living”

Play the second section of the video, featuring the Bates family. This section focuses on the benefits of donation for the family of the donor. It also explains that the organ donor is legally dead before donation is possible.

#### Discussion Questions

- How did Stacy Bates die?
- Who was asked to give consent to donate organs?
- How many people did Stacy help by donating organs?
- What do you think of the Bates family’s decision?
- Could you act in the same way?



#### RESOURCE Brain Death Page 12

This resource defines brain death, lists some of the causes and explains the difference between coma and brain death.



#### RESOURCE The Donation Process, Step by Step Page 13

This resource gives a step-by-step picture of the complete transplantation process. It may answer questions that students hesitate to ask.


*“There was an inner peace that was within me just from making the decision to donate.”*

**Katherine Bates**  
Mother of Stacy Bates



#### STUDENT ISSUE: What is brain death?

- Is brain death the same as a coma?
- Can someone recover from brain death?



*The ventilator makes it possible for organs to remain healthy for transplants, even after a person has died.*



Mary Harris



Harris Family

## Step 5 — Play Video, Section C

### The Mary Harris Family (Potential Recipient Family) “We Lost the Family Quarterback”

Play the third section of the video, featuring the Harris family.

This section dramatically illustrates the pain of waiting for an organ that does not arrive in time.

#### Discussion Questions

- What type of transplant was Mary Harris waiting for and how long did she wait before she died?
- Is it surprising to hear that not everyone who needs a transplant receives one? Do you think it happens often?
- Why do you think this family is still pro-organ donation?
- Laura states that you can help 25 people through donation. What tissues can be donated in addition to the body’s organs?
- Laura also states that donation doesn’t leave any marks and that an open-casket funeral is possible. What are your feelings about the process of donating? Do you think it’s like an operation?

#### STUDENT ISSUE:

#### Am I too young to be a donor?

Ryan Nelson, 15, says that he doesn’t think he’s too young to make a decision about becoming an organ donor.



“I think you can help so many people, not only the people that are waiting for an organ, like my mom was. But you also help all the family members and friends of the people waiting.”

Laura Harris

Daughter of Mary Harris



#### RESOURCE Types of Donors Page 14

This resource lists three types of donors and explains more about blood and bone marrow donation.



“I think by this age you’ve seen enough, and you know enough to make an educated decision.”

Ryan Nelson

Age 15



*“I’m here today because I had a kidney transplant.”*

**Heather Barajas**  
Age 13

**R**

**RESOURCE**  
**Steps to Making a Decision**  
Page 15

**R**

**RESOURCE**  
**The Letter Home**  
Page 19 & 20

**R**

**RESOURCE**  
**Donation and Transplantation Quiz**  
Page 7

**Quiz Answers**  
Page 8

**R**

**RESOURCE**  
**Writing a Thank-You Letter**  
Page 16

## Step 6 — Play Video, Section D

### Heather Barajas (Organ Recipient)

#### *“I Don’t Have to Be Sick Anymore”*

Play the final section of the video, featuring kidney recipient Heather Barajas. This section focuses on the joy a recipient experiences when she receives the gift of life.

#### Discussion Questions

- How old was Heather when she discovered she needed a transplant?
- What was Heather’s life like when she was in kidney failure?
- How has her life changed as a result of getting a transplant?
- Would she be here today without her new kidney?

## Step 7 — Play Video (end of tape); Conclusion and Assessment

### *Share Your Life. Share Your Decision.*

#### Discussion Questions

- What do you think “*Share your life. Share your decision.*” means?
- What do you need to do to make a decision about organ and tissue donation?
- Do you think your decision about donation has the potential to affect the lives of other people, regardless of whether you say yes or no?
- What do you think can be done to reduce the organ shortage?

#### **STUDENT ISSUE:**

#### **How can I become an organ donor?**

The enclosed resource material, Steps to Making a Decision about Donation, page 15, gives students step-by-step guidelines to help them implement their decision to become organ and tissue donors.

#### ASSIGNMENT

- Repeat the Donation and Transplantation Quiz, page 7.
- Give students the writing assignment. Have the class discuss elements to include in the letter.
- Distribute homework assignment handout.



*"I know that people are on organ donation lists and they need organs just to live or to live a better life."*

Ryan Hastings, Age 16

## Donation and Transplantation Quiz

---

1. List three organs that can be transplanted.
2. List three tissues that can be transplanted.
3. If I choose to be a potential organ/tissue donor, I should:
  - a) Learn the facts about donation and transplantation.
  - b) Let my family know my wishes.
  - c) Fill out and sign a donor card and have two people witness my signature.
  - d) Say "yes" to donation at the DMV office when I get my license.
  - e) All of the above.
4. One person's donation can result in helping:
  - a) People who need life-saving organ transplants.
  - b) People who need life-enhancing tissue transplants.
  - c) The family of the donor cope with the loss.
  - d) All of the above.
5. T F If the donor didn't have a donor card, family permission is required before organ and tissue donation can take place.
6. T F It is impossible for a person to recover from brain death.
7. T F Blood and bone marrow can be donated from living donors.
8. T F If I sign a donor card or have a heart/donor indication on my driver's license, I'll be less likely to receive good medical care if I am sick or injured.
9. T F One organ and tissue donor can help save lives or improve the lives of as many as 50 individuals and ease the pain and suffering of many others.

---

Name \_\_\_\_\_

## Quiz Answers

---

### Donation and Transplantation Quiz Answers

1. Any combination of heart, intestine, kidneys, liver, lungs, pancreas.
2. Any combination of blood, bone, bone marrow, cartilage, corneas/eyes, heart valves, ligaments, saphenous veins, tendons, skin.
3. E — all of the above.
4. D — all of the above.
5. TRUE
6. TRUE
7. TRUE
8. FALSE
9. TRUE



## Share Your Opinion

---

*Circle all of the statements that describe your feelings about organ and tissue donation.*

1. I have heard of organ and tissue donation before, but I have never thought about what I want to do.
2. I am too young to be a donor because I don't have a driver's license or a learner's permit.
3. I worry about being in a coma and having the doctors take my organs before I am dead.
4. I would become an organ and tissue donor — why be buried with your organs when someone else could use them?
5. If I needed an organ transplant and someone died, I would want that person to help me by donating his/her organs.
6. I am concerned that if I had a signed license or donor card and got into an accident, they might not work as hard to save my life.
7. I have seen the effects of donation and transplantation and I would want to help another person in the same way.
8. I would not become an organ and tissue donor because I'm afraid of how my body would be treated.
9. My thoughts about organ and tissue donation really don't matter — it's all up to my parents anyway.

10. In addition to the statements above, my feelings about organ and tissue donation are:

---

---

---



*“You can save the lives of a lot of people.”*

Anna Seidman, Age 16

## Which organs and tissues?

**Organ — A somewhat independent part of the body composed of various tissues that perform a special function or functions.**

Heart transplants help patients suffering from heart failure. Some common causes of heart failure are congenital defects and cardiomyopathy.

Intestine transplants help children who were born with an incomplete intestinal system.

Kidney transplants help patients suffering from severe kidney failure. Kidney failure is often caused by complications of diabetes or hypertension.

Liver transplants help patients suffering from severe liver failure. Some common causes of liver failure are Hepatitis C, biliary atresia and cirrhosis.

Lung transplants help patients suffering from emphysema, cystic fibrosis or other lung diseases.

Pancreas transplants help insulin-dependent diabetic patients by eliminating the need for insulin injections and reducing the risk of losing sight or limbs.

**Tissue — A group of specialized cells that perform a special function.**

Blood transfusions help people who have lost blood due to an accident or injury, as well as cancer patients and surgical patients who require replacement of blood products.

Bone is used for reconstruction related to trauma, cancerous tumors, degenerative diseases and fractures.

Cornea transplants restore sight to those with corneal damage or disease.

Heart valve transplants help patients requiring replacement of malfunctioning heart valves.

Saphenous vein transplants help patients requiring coronary by-pass surgery in which veins are used to replace diseased or blocked arteries.

Ligament and tendon transplants help patients suffering from joint injuries.

Skin transplants help burn patients.



*“I would become an organ donor because if I needed an organ and someone else died, I would want them to help me.”*

Leslie Lule, Age 16

## Myths and Misconceptions

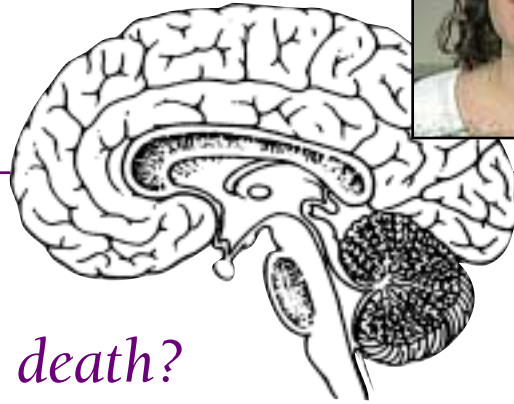
- 1. The decision to donate will affect medical treatment of the patient.**  
**FALSE.** The quality of medical and nursing care a patient receives in a hospital will not change, regardless of your decision about donation. Organ and tissue donation is considered only after a person is dead. Transplant surgical teams are, by law, forbidden to take any part in the donor’s medical care (unlike what you might see on fictional television shows). They only become involved after death has occurred.
- 2. A person’s family must pay additional expenses when organs and tissues are donated.**  
**FALSE.** There is no charge to the family for donation of organs and tissues. Any costs related to the family’s donation are paid for by the organ bank, tissue bank and/or eye bank and passed on to the recipient. Funeral and burial or cremation costs remain the family’s responsibility.
- 3. Customary funeral arrangements and open-casket funerals are not possible after donation.**  
**FALSE.** Organ/tissue donation is a surgery that is performed professionally and respectfully. It does not interfere with customary funeral practices, including an open casket. Prosthetic devices replace donated bone or corneas. Incisions to remove organs/tissues are made where clothing would cover the body.
- 4. Religions disapprove of organ and tissue donation.**  
**FALSE.** Research shows the vast majority of religious groups support organ and tissue donation and transplantation as a charitable act of giving. Some groups have taken a very proactive stance in recent years, feeling that a resolution or adopted position encourages people to seriously consider donation and plan accordingly. This appears to be an increasing trend.
- 5. Rich or famous people receive donated organs/tissues more quickly than others.**  
**FALSE.** Organs are offered to transplant surgeons for their patients first on a local basis, then regionally, then nationally. At each level, offers are determined solely by a combination of medical factors such as degree of illness, blood type, the size of the organ needed and the length of time the patient has been waiting. No consideration is given to social factors such as wealth or celebrity status.
- 6. Having a “heart” on my North Carolina driver’s license means I am a donor and do not have to tell anyone of my wishes about donation.**  
**FALSE.** In North Carolina, a heart on your driver’s license is an indication of your wishes but it is not enough. You should tell your family what you wish and sign a donor card to document your feelings.



“It’s important that you can give life.”

Tatiana Grubisich, Age 16

# Brain Death



## What is brain death?

- The total, irreversible destruction of the brain and brain stem.
- An established medical and legal diagnosis of death.

## What causes brain death?

- **TRAUMA TO THE BRAIN**  
Examples are severe head injury caused by a motor vehicle accident, a fall, a blow to the head, or a penetrating wound to the head.
- **CEREBROVASCULAR INJURY** (*massive bleeding in the brain*)  
Examples are massive stroke or a ruptured aneurysm.
- **ANOXIA** (*loss of oxygen to the brain*)  
Examples are drowning, heart attack, or suffocation from smoke inhalation or drug overdose (when emergency procedures result in the restoration of heart beat, but not before lack of blood flow/oxygen to the brain has caused brain death).
- **BRAIN TUMOR**  
Example is the uncontrollable growth of a brain tumor which can cause the permanent loss of blood flow/oxygen to the brain.

Brain death may occur in patients who have suffered a severe, irreversible injury to the brain and brain stem. As a result of the injury, and despite all medical efforts, the brain swells and obstructs its own blood supply. Without blood flow, all brain tissue dies within a short period of time. Artificial support systems may maintain body functions, such as heart beat and respiration, for a few hours or days, but not permanently. A physician can confirm brain death, beyond a doubt, using a strict neurological examination.

Brain death is not coma or persistive vegetative state (PVS).

BRAIN DEATH	COMA OR PVS
All brain tissue is dead.	A portion of the brain is injured.
No blood flow to the brain.	Brain still receiving blood flow.
No electrical activity present in the brain.	Electrical activity present in the brain.



## The Donation Process, Step by Step

Mary Jones was driving home from band practice with friends when the auto accident happened. She was severely injured, and her dreams of a musical career abruptly ended that afternoon. This is what happened next.

1. Mary was **rushed to the hospital** with massive head injuries. Every attempt was made to save her life.
2. Mary's parents were told that Mary was not going to get better. Her brain continued to swell and by 4 a.m. **she was pronounced brain dead**.
3. At that time, the hospital and the organ procurement agency offered Mary's parents the option of donation.
4. Family members **discussed their feelings** about donation. Her parents remembered that when Mary got her driver's license, she told them that she wanted to help someone else by donating organs and tissues one day.
5. Mary's parents **gave their written consent** for Mary to become an organ/tissue donor.
6. Mary's body was **maintained on a ventilator** and stabilized with fluids and medications while **tests were completed** to assess which of her organs were suitable for transplant.
7. The surgical teams from the transplant centers receiving the organs were coordinated to arrive at the hospital for the organ recovery surgery.
8. Once the team was in place, Mary was taken to the operating room. Her organs were removed, cooled and preserved with special solutions while the transplant teams immediately returned to their hospitals to perform the transplant surgeries.
9. Next, Mary's tissues were recovered and her body was sent to the funeral home.
10. The organ, tissue and eye banks provided Mary's family with general information about the recipients of her donated organs and tissues.

### CONFIDENTIALITY

While donor families are given general information about the recipients, the actual identities of both donor and recipient remain strictly confidential. Recipients and donor families can exchange letters through transplant centers and organ, tissue and eye banks. If both donor and recipients agree, they can be given an opportunity to correspond and/or meet.

Note: We have created an imaginary donor for purposes of illustrating the process of organ and tissue donation.

## Types of Donors & Types of Donation

---

### TYPES OF DONORS

- **Deceased Donors: Brain Death**

Organs are recovered in the operating room while heart function is temporarily maintained by mechanical support.

Acceptable donations: heart, intestine, kidneys, liver, lungs, pancreas, bone, cartilage, corneas/eyes, heart valves, ligaments, saphenous veins, tendons, skin.

- **Deceased Donors: Cardiac Death**

Tissues are recovered in the operating room. Under certain circumstances, tissues can be recovered in a coroner's office or funeral home.

Acceptable donations: bone, cartilage, corneas/eyes, heart valves, ligaments, saphenous veins, tendons. Kidneys may be recovered for transplant under certain circumstances, skin.

Tissues can be recovered up to 24 hours after death.

- **Living Donors**

Living individuals who may or may not be related to the potential recipient(s).

Acceptable donations: kidney, partial liver, partial lung, partial pancreas, bone marrow, blood.



*"It's helping somebody. Helping them see...what you would see if you were living."*

**Tanya Bernard, Age 16**

### *About Blood Donation*

- Nine out of ten people who live to 70 will need blood during their lives.
- Only five percent of eligible donors give even one pint.
- Blood donors must be at least 17 years old, be in generally good health with no history of hepatitis or heart disease and not at risk for the HIV virus that causes AIDS.

### *About Bone Marrow Donation*

- Leukemia, other cancers and other blood-related diseases can be successfully treated with bone marrow transplants.
- Recipients receive cells from a healthy donor intravenously to replace diseased cells.
- Within two to three weeks, transplanted bone marrow begins to produce normal blood cells.
- Nearly 70 percent of bone marrow transplant candidates cannot find a suitable match within their own families.
- Donors must be between 18 and 60 with no history of hepatitis, heart disease, cancer or the HIV virus that causes AIDS.



*"I talked to my mother about my decision to donate my organs."*

Katrina Bates, Age 21

## Steps to Making a Decision about Donation

*Talk to your family about your wishes. Find out their wishes too.*

**A License to Give.** On that much-anticipated day that you go to get your driver's license, consider saying "yes" to being a donor on your license. A red heart in the bottom right corner of your license indicates that you want to be a donor. In North Carolina, a heart on your driver's license is a good indication of your wishes, but it is not a legal document for the recovery of organs/tissues. So, your family would make the decision to donate your organs, even if it's on your license.

**Sign and carry a donor card.** It is important in North Carolina to sign a donor card and also to carry it with you. When you reach age 18, a properly signed, witnessed donor card is a legal document for organ/tissue recovery in North Carolina. You must get two people to witness your decision to be a donor and sign your donor card. Donor cards are available from Carolina Donor Services, LifeShare Of The Carolinas, The North Carolina Eye Bank, and other agencies listed in the Web Resources in this handbook.

**Share your life. Share your decision.** This is one of the most important things you can do because if you do not have a signed donor card or if you are under age 18, your family will make the decision whether or not to donate your organs and tissues. Talk about what organs and tissues you wish to donate, and find out what your family members' wishes are as well.

### Did you know?

*According to a Carolina Donor Services 2002 Survey:*

- *In North Carolina, 92% of those who want to donate their organs have the heart on their license, BUT*
- *Only 32% actually have a signed uniform donor card.*

*According to the N.C. DMV,*

- *In 2002, 44% of N.C. drivers are organ donors versus only 14% in 1992.*

**MY COMMITMENT TO DONATE LIFE UNIFORM DONOR CARD**

I, \_\_\_\_\_, have spoken to my family about organ and tissue donation. The following people have witnessed my commitment to be a donor. I wish to donate the following:

any needed organs and tissue

only the following organs and tissue: \_\_\_\_\_

Donor Signature \_\_\_\_\_ Date \_\_\_\_\_

Witness \_\_\_\_\_

Witness \_\_\_\_\_





*“... we would be more than willing to talk to the people who so generously gave their child’s heart.”*

Sharon Pacific

## Writing a Thank-You Letter to the Donor Family

---

### *Imagine you are the recipient.*

Imagine you have received a transplant. Write a letter to the donor family to thank them for their gift. Start by deciding:

- What organ or tissue you received.
- Why you needed the transplant.

Elements you can include in your letter:

- What your life was like before the transplant.
- Why you needed the transplant and how long you waited.
- How the transplant has changed your life by mentioning activities you can do now that you couldn’t before. You might include any big events since your transplant — like graduation or a relative’s wedding — that you’ve been able to attend because of the transplant.
- Thank the family for their generous gift.

Aspects of communication to consider:

- How long would you wait before writing your letter and why?
- Would you like to hear back from your donor family?
- What would you want to learn about the person who donated — age, occupation, home town?
- Would you ever want to meet your donor’s family?
- Because you can’t include your name, how will you sign your letter?

# Group Case Study

---

Mr. and Mrs. Carlson had just finished dinner when the phone rang. It was the local hospital advising them that their 17-year-old son, Michael, had just arrived by ambulance at the Emergency Department. The hospital staff asked them to come to the hospital at once.

When they arrived at the hospital, a nurse informed them that Michael had fallen from a ladder during his summer house painting job and he sustained a very serious head injury. Over the next 24 hours, Michael's condition steadily deteriorated despite all the medical attention he was receiving in the Intensive Care Unit.

After 48 hours, the doctors explained that Michael's prognosis was grave. Medical tests determined that the swelling of his brain from the trauma was extreme. After more tests were completed, the doctor and chaplain spoke with Mr. and Mrs. Carlson. They were informed that Michael was brain dead and that the ventilator would be removed.

Before the ventilator was discontinued, however, his parents were asked to consider donating Michael's organs and tissues for transplants. An organ donation coordinator from the local organ procurement organization (OPO) explained that Michael could be a donor and his heart, two kidneys, two lungs, liver, pancreas and small bowel could save the lives of eight people. His corneas could give sight to two people, and his other tissues could help countless patients suffering from burns, bone cancer and other conditions.

Michael's parents are Catholic and they are uncertain if they can donate as a result of their faith. They want to consult with their priest, to hear his perspective before they decide about donation. The hospital and OPO staff are waiting to follow their instructions.

## Questions for discussion:

- What does "brain death" mean and how is it determined?
- What differences are there between organ donation and tissue donation?
- What laws authorize and govern donation? Who may legally give consent for organs and tissues to be removed for transplantation?
- Do you think there are circumstances in which a driver's license indication should not be followed? How about a donor card?
- Is it permissible to designate a donation to a specific individual? What about designating a donation to someone of a particular religion or ethnic background?
- How do various religions view organ donation and transplantation? If Michael's parents refuse to consent, is their interpretation of their religion accurate?

## Group Case Study

---

### Questions for discussion:

- **What does “brain death” mean and how is it determined?** Brain death is defined as the complete and irreversible loss of brain and brain-stem function. Two physicians who are not associated with organ recovery or transplant surgery determine brain death. A patient is declared brain dead only after both physicians have performed a series of tests and have determined that there are no brain stem reflexes and the person cannot breathe on their own (i.e., without the aid of a ventilator). See page 12.

- **What differences are there between organ donation and tissue donation?** Organs, such as the heart, lungs, liver, kidneys, pancreas and small intestine can be recovered from people who are dead using brain death criteria. These are patients who have died following severe brain injury and are being maintained on mechanical ventilation (ventilator). These patients have died in the hospitals and the ventilator can support their bodies for a limited time, thus allowing for the option of organ donation. These donors can also donate tissues.

Individuals who die at home or in the community from cardiopulmonary arrest (heart and breathing have stopped) may donate tissues, such as corneas, skin, bone and heart valves. Tissues do not require blood flow to them, thus allowing for the removal of tissues from patients whose hearts have stopped beating. See page 10.

- **What laws authorize and govern donation? Who may legally give consent for organs and tissues to be removed for transplantation?** Laws surrounding donation and transplantation continue to evolve to support medical and surgical advances. The Uniform Anatomical Gift Act (UAGA) of 1968 established the legal framework within which organ and tissue donation operates. North Carolina and all other states have enacted some form of the UAGA. In North Carolina, a person who is at least 18 years old can decide to be a donor; parents or guardians make the decision for those under age 18. The UAGA defines the rights and responsibilities of the donor and donee, including the legality of the donor card. The UAGA also defines who may authorize a gift of all or part of the decedent’s body in the event that the deceased individual does not have a signed donation document. In order of legal priority, the following people have the right to consent to donation:

- |            |   |
|------------|---|
| 1 Spouse   | 4 Adult child   |
| 2 Parent   | 5 Adult sibling   |
| 3 Guardian | 6 Any other person authorized to dispose of the remains |

- **Do you think there are circumstances in which a driver’s license indication should not be followed? How about a donor card?** Generally, our society believes in the autonomy of people making their own decisions in all areas of their lives, including death. A will is drawn up to make plans for a person’s eventual death, and an organ donor card is similar. It is a legal document and, in a court of law, could be upheld. In the absence of any signed documentation, the family must make the decision using their best judgment. In North Carolina, having a heart on a driver’s license is considered a good indication of a person’s wishes to be a donor, but it is not considered a legal document for recovery of organs and tissues.

- **Is it permissible to designate a donation to a specific individual? What about designating a donation to someone of a particular religion or ethnic background?** Individuals may not specify donation to a certain group of people. Donation takes place altruistically, with no consideration of who the recipient may be. In rare circumstances, organs can be directed to individuals on the waiting list. Then, if tissue and blood samples match up and other sharing requirements are met, the organ may be transplanted into the indicated recipient. This is known as “directed donation”.

- **How do various religions view organ donation and transplantation? If Michael’s parents refuse to consent, is their interpretation of their religion accurate?** People considering organ/tissue donation and transplantation often wonder if such acts are compatible with their religious beliefs. Research has found that most religions support donation and transplantation, or leave it to the individual to decide. In fact, a number of religions including United Methodists, Lutherans, Southern Baptists, and others, have adopted resolutions recognizing and encouraging donation. Catholics view organ donation as an act of charity, fraternal love and self-sacrifice. Transplants are ethically and morally acceptable to the Vatican. In August 2000, Pope John Paul II called organ donation “an act of love,” and told the International Congress of Transplant Specialists: “There is a need to instill in people’s hearts, especially in the hearts of the young generation, a genuine and deep appreciation of the need for brotherly love, a love that can find expression in the decision to become an organ donor.”

Dear (Parent/Guardian):

During \_\_\_\_\_ class, I learned about organ and tissue donation and transplantation. An important part of the lesson was the need for me to share my wishes about donation with my family. A family member must be the one to make the decision whether or not to donate my organs and/or tissues should something happen to me.

I want you to act upon my wishes as we will discuss and as I have written below.

My feelings are as follows: \_\_\_\_\_  
\_\_\_\_\_  
\_\_\_\_\_  
\_\_\_\_\_  
\_\_\_\_\_

\_\_\_\_\_ I wish to be an organ and/or tissue donor.

\_\_\_\_\_ I do not wish to be an organ and/or tissue donor.

\_\_\_\_\_ I am not sure at this time.

Also, it is important for me to know how you feel about the subject. I want to talk with you about it. Thank you for taking the time to talk with me about organ and tissue donation. Following our discussion, you will know my wishes and I hope I will know yours.

\_\_\_\_\_  
Signature Date

MY COMMITMENT TO DONATE LIFE UNIFORM DONOR CARD


I \_\_\_\_\_ have spoken to my family about organ and tissue donation. The following people have witnessed my commitment to be a donor. I wish to donate the following:

any needed organs and tissue  
 only the following organs and tissue: \_\_\_\_\_

Donor Signature \_\_\_\_\_ Date \_\_\_\_\_

Witness \_\_\_\_\_

Witness \_\_\_\_\_



MY COMMITMENT TO DONATE LIFE UNIFORM DONOR CARD


I \_\_\_\_\_ have spoken to my family about organ and tissue donation. The following people have witnessed my commitment to be a donor. I wish to donate the following:

any needed organs and tissue  
 only the following organs and tissue: \_\_\_\_\_

Donor Signature \_\_\_\_\_ Date \_\_\_\_\_

Witness \_\_\_\_\_

Witness \_\_\_\_\_



Queridos Padres o Guardían,

Durante \_\_\_\_\_ aprendí sobre la donación y trasplante de órganos y tejidos. La parte más importante de la lección fue la necesidad de compartir mis deseos con mi familia sobre la donación de órganos y tejidos. Si algo pasara conmigo, un familiar tiene que hacer esta decisión en cuanto donar mis órganos o tejidos.

Yo quiero que ustedes actúen en mi nombre sobre mis deseos por lo cual vamos a hablar. Mis deseos son los siguientes: \_\_\_\_\_  
\_\_\_\_\_  
\_\_\_\_\_

- \_\_\_\_\_ Deseo ser donante de órganos y/o tejidos.
- \_\_\_\_\_ No deseo ser donante de órganos y/o tejidos.
- \_\_\_\_\_ No estoy seguro/a en este momento.

Además es importante que yo sepa como ustedes se sientan sobre este asunto. Gracias por tomar el tiempo para hablar conmigo sobre la donación y trasplante de órganos y tejidos. Al cabo de nuestra conversacion, ustedes ya saben mis deseos y espero saber de sus deseos.

\_\_\_\_\_  
Firma

\_\_\_\_\_  
Fecha

**DOÑE VIDA SOY DONANTE**  
Complete la información de esta tarjeta y pégala en su billetera.

Yo \_\_\_\_\_ he conversado con mi familia acerca de la donación de órganos y tejidos.  
Deseo donar lo siguiente:  
\_\_\_\_\_ Cualquier órgano y tejido necesario \_\_\_\_\_ Sólo los siguientes órganos y tejidos:  
\_\_\_\_\_  
\_\_\_\_\_  
Firma del donante \_\_\_\_\_ Fecha \_\_\_\_\_  
Las siguientes personas son testigos de mi compromiso de ser donante:  
Testigo \_\_\_\_\_ Testigo \_\_\_\_\_

**DOÑE VIDA SOY DONANTE**  
Complete la información de esta tarjeta y pégala en su billetera.

Yo \_\_\_\_\_ he conversado con mi familia acerca de la donación de órganos y tejidos.  
Deseo donar lo siguiente:  
\_\_\_\_\_ Cualquier órgano y tejido necesario \_\_\_\_\_ Sólo los siguientes órganos y tejidos:  
\_\_\_\_\_  
\_\_\_\_\_  
Firma del donante \_\_\_\_\_ Fecha \_\_\_\_\_  
Las siguientes personas son testigos de mi compromiso de ser donante:  
Testigo \_\_\_\_\_ Testigo \_\_\_\_\_

# Web Resources

## National

American Diabetes Foundation  
[www.diabetes.org](http://www.diabetes.org)

American Heart Association  
[www.americanheart.org](http://www.americanheart.org)

American Liver Foundation  
[www.liverfoundation.org](http://www.liverfoundation.org)

American Lung Association  
[www.lungusa.org](http://www.lungusa.org)

American Red Cross Tissue Services  
[www.redcross.org/tissue](http://www.redcross.org/tissue)

American Society of Transplant Surgeons  
[www.astso.org](http://www.astso.org)

American Transplant Association  
[www.americantransplant.org](http://www.americantransplant.org)

Association of Organ Procurement Organizations  
[www.aopo.org](http://www.aopo.org)

Coalition on Donation  
[www.shareyourlife.org](http://www.shareyourlife.org)

Cystic Fibrosis Foundation  
[www.cff.org](http://www.cff.org)

Department of Health & Human Resources  
[www.organdonor.gov](http://www.organdonor.gov)

Eye Bank Association of America  
[www.restoresight.org](http://www.restoresight.org)

Minority Organ and Tissue Transplant  
Education Program  
[www.nationalmottep.org](http://www.nationalmottep.org)

National Kidney Foundation  
[www.kidney.org](http://www.kidney.org)

National Marrow Donor Program  
[www.marrow.org](http://www.marrow.org)

Nicholas Green Foundation  
[www.ngreenfoundation.com](http://www.ngreenfoundation.com)

Organ Procurement and Transplant Network  
[www.optn.org](http://www.optn.org)

Organ Transplant News and Information  
[www.organ-transplant.com](http://www.organ-transplant.com)

Organ Transplant Support, Inc.  
[www.geocities.com/otsfriends](http://www.geocities.com/otsfriends)

United Network for Organ Sharing  
[www.unos.org](http://www.unos.org)

## North Carolina

Carolina Donor Services  
[www.carolinadonorservices.org](http://www.carolinadonorservices.org)

LifeShare Of The Carolinas  
[www.lifesharecarolinas.org](http://www.lifesharecarolinas.org)

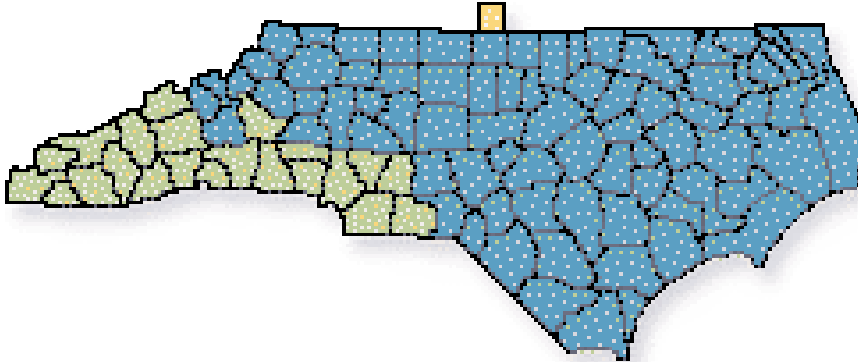
The North Carolina Eye Bank  
[www.nceyebank.org](http://www.nceyebank.org)

National Kidney Foundation of North Carolina  
[www.nkfnc.org](http://www.nkfnc.org)

*A License to Give*

## CONTACT INFORMATION

To request speakers, posters, donor cards, brochures, or other materials free of charge, or, if you have questions or comments about these materials, please contact the organization below responsible for your county.



### **Green Counties are served by:**

LifeShare Of The Carolinas  
1-800-932-GIVE  
[www.lifesharecarolinas.org](http://www.lifesharecarolinas.org)

### **Blue and Yellow Counties are served by:**

Carolina Donor Services  
1-800-200-2672  
[www.carolinadonorservices.org](http://www.carolinadonorservices.org)

### **The North Carolina Eye Bank**

1-800-552-9956  
[www.nceyebank.org](http://www.nceyebank.org)

*A License to Give*

North Carolina Coalition on Donation